

In 2012, Governor Nathan Deal reappointed the Special Council on Criminal Justice Reform. He asked members to study Georgia's juvenile justice system and craft recommendations that improve public safety and decrease costs. With the help of the Pew Center on the States, a non-partisan research organization, the Council produced a sound set of research-based recommendations. These recommendations were combined with previous legislative efforts led by Representative Wendell Willard, chairman of the House Judiciary Committee. The resulting legislation reorganizes, revised and modernized Title 15, Chapter 11 of the Official Code of Georgia Annotated, a section of our law known as the juvenile code.

SYSTEMS CHANGE AND NEW APPROACH

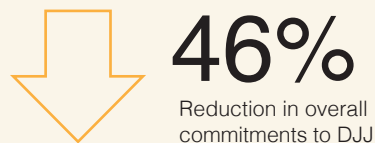

New mandate for juvenile courts and DJJ

To improve public safety and decrease costs by preserving and strengthening family relationships in order to allow each child to live in safety and security

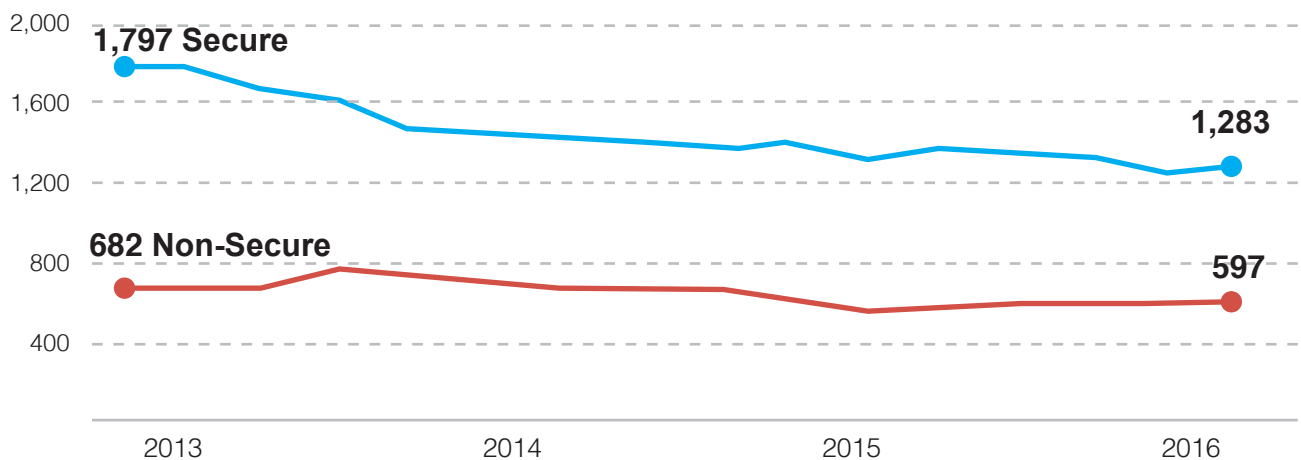
Examples of new policies and practices

- Increased use of evidence-based programs
- Treating youth in the community rather than in secure facilities
- Juvenile Justice Incentive Grant Program

SIGNS OF PROGRESS FROM 2013 TO 2016



SECURE AND NON-SECURE RESIDENTIAL POPULATIONS



OVERVIEW OF GEORGIA'S JUVENILE JUSTICE PROGRAMS

	Program	Administered by	Purpose
JJIG	Juvenile Justice Incentive Grants	Criminal Justice Coordinating Council	To maximize the impact of public investment on public safety by reducing the number of out-of-home placements of youth through the use of evidence-based programs
CSG	Community Services Grant	Department of Juvenile Justice	

FUNDING OF JJIG AND CSG

		Initial*	FY 17
JJIG	State	\$5 million	\$7.8 million
	Federal	\$1 million	\$700,000
CSG	State	\$1.6 million	\$3.4 million
Total		\$7.6 million	\$12 million

*JJIG was initially funded in 2013 and CSG in 2014

Cost Savings of JJIG and CSG	
Cost per year for out-of-home placement	\$90,000
Number of youth diverted in FY 17 with a successful outcome	1,388
Potential cost to taxpayers in FY 17	\$125 million
Actual cost to taxpayers in FY 17	\$12 million

IMPLEMENTATION OF JJIG AND CSG

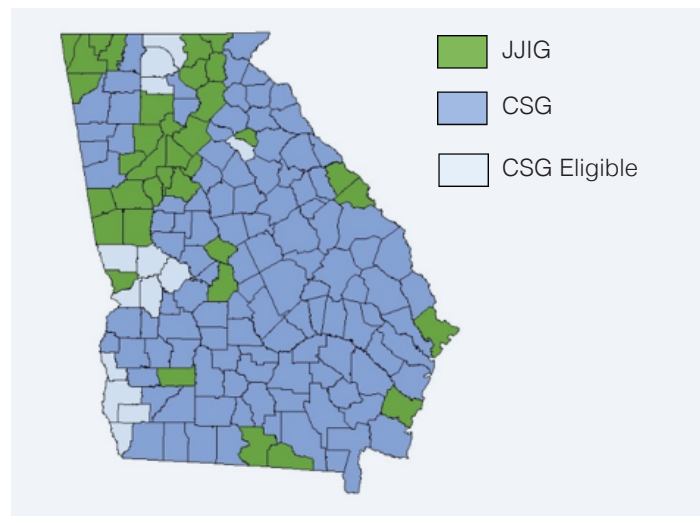
Between JJIG and CSG, all of Georgia's counties are eligible to receive evidence based services

In FY 17

- **98%** of Georgia's at-risk youth population resided in a JJIG or CSG served county
- **1,388** youth diverted from out-of-home placements with a successful outcome
- **75%** of youth served through JJIG and CSG were minorities

Over 8,000 youth

have received evidence-based services through JJIG or CSG since FY 14



FY 17 JJIG AND CSG OUTCOMES IN GEORGIA

Out-of-Home Placements

49%

Reduction in out-of-home placements compared with FY 12 baseline

Program Completion

65%

Successful completion rate for youth in JJIG and CSG programs

School Engagement

93%

Youth who were actively enrolled in or had completed school