

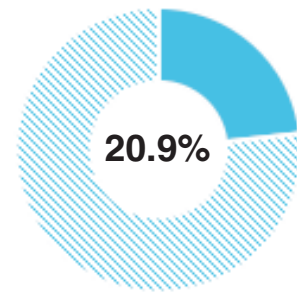
Child Food Programs in Georgia

Food insecurity affects over
500,000 children
of who live in the state of Georgia.

Nearly
130,000 children
in high school in Georgia are either obese or overweight.

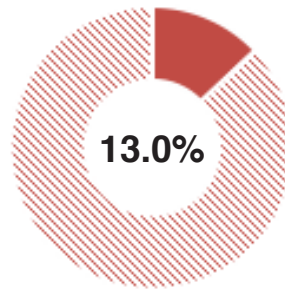
When given access to adequate nutrition, the impact is clear: children perform better in school, are healthier, and have the chance to become productive adults. However, children who are not provided adequate, healthy food often underperform in school, are less likely to receive a secondary education, and are more likely to experience mental health problems. These children are also at greater risks for health issues later in life like diabetes, high blood pressure, hypertension, heart disease, arthritis, and some types of cancer.

Children under 18 with limited or uncertain access to adequate food

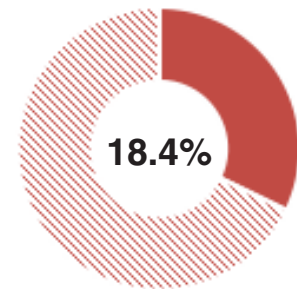


Children in Georgia who are overweight or obese
(Overweight is at or above 85th percentile of healthy BMI, and obese is at or above 95th percentile)

2 to 4-year-olds on WIC*



10 to 17-years-old



Yearly Cost to the US Economy

Cost of Hunger
\$167.5 billion



Cost of Obesity
\$14.1 billion



* Women, Infants, and Children (WIC) program

PROGRAMS DESIGNED TO SUPPORT HEALTHY AND ADEQUATE CHILD NUTRITION

Food Nutrition Service, USDA; Food Research and Action Center

| Program | Description | Children Impacted in GA* |
|--|--|-----------------------------|
| CACFP Child and Adult Care Food Program | Provides aid to child and adult care institutions and family or group day care homes for the provision of nutritious foods. Programs that can receive CACFP include child care centers, afterschool care programs, day care homes, emergency shelters, and adult day care centers. | 143,990 |
| NSLP National School Lunch Program | Provides nutritionally balanced, low-cost or free lunches to children in public and nonprofit private schools and residential child care institutions. | 1,211,207 |
| SBP School Breakfast Program | Provides cash assistance to states to operate nonprofit breakfast programs in schools and residential childcare institutions. | 649,924 |
| NSLP/SBP Seamless Summer Option | Provides that same meal service that is available during the regular school year in order to reach hungry kids in the community during the summer. This program is provided through either the NSLP or SBP. | 138,301 |
| SFSP Summer Food Service Program | Provides reimbursement for healthy meals and snacks served to children from low-income areas during periods when schools are closed for vacation. | 88,446 |
| SMP Special Milk Program | Provides milk to children in schools and childcare institutions who do not participate in other federal meal service programs. SMP is also available to children in half-day pre-kindergarten and kindergarten programs where school meal programs are not available. | 99,606 half-pints served |
| SNAP Supplemental Nutrition Assistance Program | Provides nutrition assistance to low-income individuals and families. | 382,000 |
| WIC Women, Infants, and Children | Provides supplemental food assistance, health care referrals, and nutrition education for low-income pregnant, postpartum, and breastfeeding women, infants, and children up to age five. | 189,696 |

* All data represents average daily participation for 2017, except for SNAP data. SNAP data is from 2015 and represents the number of households with children receiving SNAP.